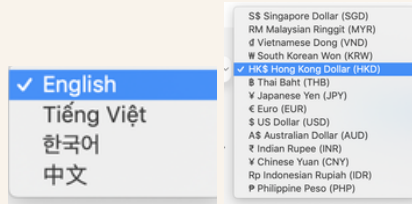


為希望枝子設立個人籌款專頁

Set up Your Own Fundraising Page for Branches of Hope

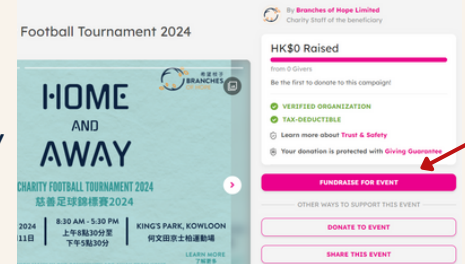
1 於頁面最底部設定「語言」及「貨幣」

Set preferred "Language" & "Currency" at the bottom of the page



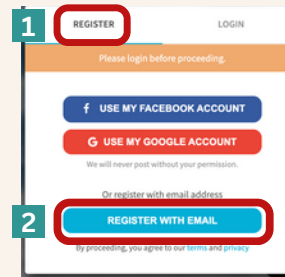
2 於籌款活動頁面按「為活動籌款」

Go to our event page at <https://give.asia/campaign/event-branches-of-hope-footy2024#/story> and Scroll to "Fundraise for Event" to start your campaign



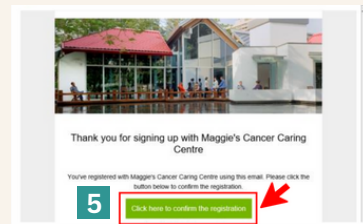
3 點選「注册」輸入名字，電郵及設定密碼

如已是GIVE.ASIA用戶，請直接登錄
Register for an account. Input Name, Email and set Password. For Give.Asia user, Login directly.



4 成功登記用戶將收到電郵通知，請檢查郵箱並確認注册

An email notification will be sent to your email, please confirm.



5 訂立籌款活動或挑戰目標

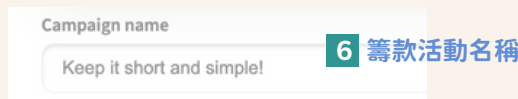
Think of a fundraising Event/Activity Goal

例子: 完成慈善足球錦標賽

Example: Complete Charity football tournament


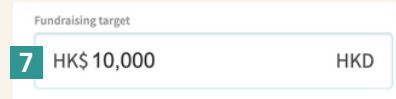
6 訂立籌款活動名稱

Set a campaign name



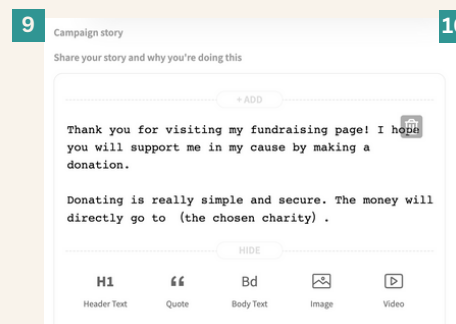
7 訂立籌款目標和上載個人化相片

Set Fundraising target and Upload your photo



8 撰寫您的籌款活動故事並按「發佈」

Write and Publish Your Campaign and Share the campaign on your social media



10 PUBLISH YOUR CAMPAIGN

發佈你的籌款活動